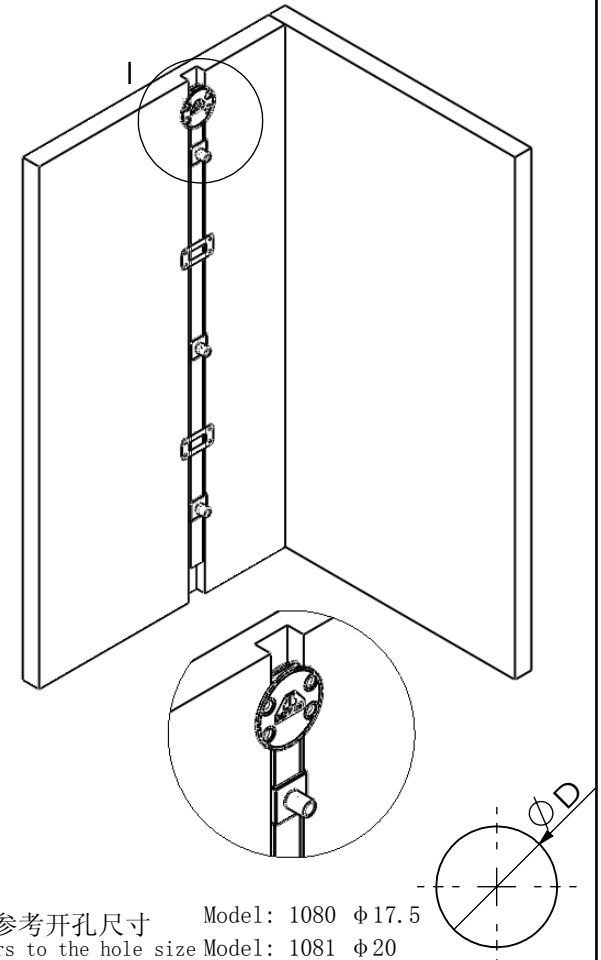
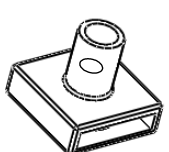
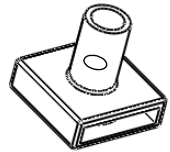

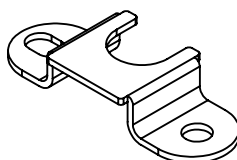
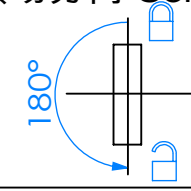


安装示意图 Installation diagram



规格参数表 Specification			可选配件 Selected accessories			
			A1021-11MM	A1021-13MM	A1021-19MM	A1060
<b>Model</b>	<b>D</b>	<b>L</b>				
1080	16.5	20				
1081	19	22				

转动方向 Core turn direction



108		Version
		A0
WUIKAI LOCKS Manufactory Ltd.		