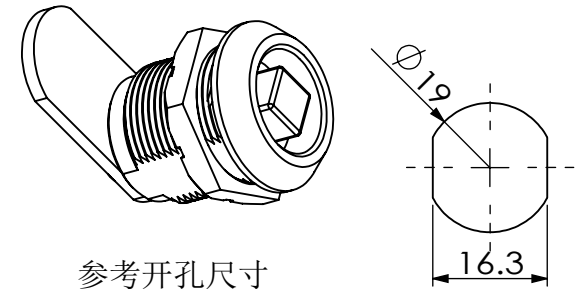
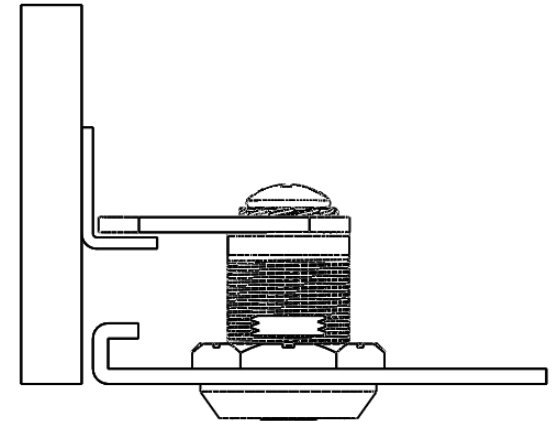


安装示意图 Installation diagram

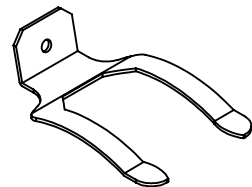
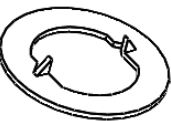


参考开孔尺寸
Refers to the hole size

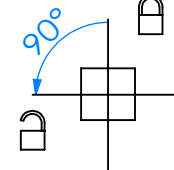
规格参数表
Specification

可选配件 Selected accessories

Model	D	L
3370	19	20



转动方向 Core turn direction



337

Version
A0

WUIKAI LOCKS Manufactory Ltd.